

INSTALLATION INSTRUCTIONS

FOR ITEM 289420



CAUTION: FAILURE TO INSTALL THIS FIXTURE PROPERLY MAY RESULT IN SERIOUS PERSONAL INJURY OR DEATH AND PROPERTY DAMAGE. We recommend installation by a licensed electrician.

This product must be installed in accordance with applicable installation code(s), by a person familiar with the construction and operation of the product and the hazards involved.*

Caution: Do not exceed maximum wattage noted on fixture. Use only recommended bulbs with fixture.

FIXTURE COMPONENTS

1. CANOPY ASSEMBLY W/ MOUNTING SADDLE
2. DOWN ROD
3. 4 ARM HUB
4. ARMS (QTY: 4)
5. 60" CHANDELIER RING
6. ACRYLIC SHADE (QTY: 24)

Caution:

Fixture is OVERWEIGHT and not suitable for installation with standard Junction Box.

Be sure power is off at the main breaker box prior to installation.

Read all instructions in their entirety before beginning installation.

1. Carefully unpack all components and make certain that everything is on hand.
2. Separate the mounting saddle from the canopy and cover plate by loosening the two brass balls (save these for later).
3. Using customer supplied hardware, affix mounting saddle to blocking in ceiling ensuring that connection is suitable to hold a minimum of 150lbs and that electrical supply wires remain accessible.
4. Unravel fixture lead wires from the 4 arm hub and feed through down rod.
5. Secure the down rod to the 4 arm hub using the supplied hex nut and acorn nuts.
6. Slide canopy over down rod and allow to rest on top of the 4 arm hub
7. Feed Lead Wires through steel half ball and slide half ball onto down rod.
8. Push spring pin through holes at top of the down rod.
9. Following all local codes and procedures, make electrical connections from fixture lead wires to supply wires.
10. Carefully slide canopy and cover plate up rod and secure to mounting saddle studs using brass balls.
11. Attach arms to 60" chandelier ring making sure to line up arms with wires to the loops where wire is coming out of ring.
12. Connect molex from the arms to the molex from the ring.
13. Install 24 medium base 60 watt E26 T10 bulbs (not included) into sockets.
14. Place Acrylic shade over each socket.
15. Power on and ENJOY!



INSTALLATION INSTRUCTIONS

REVISION:

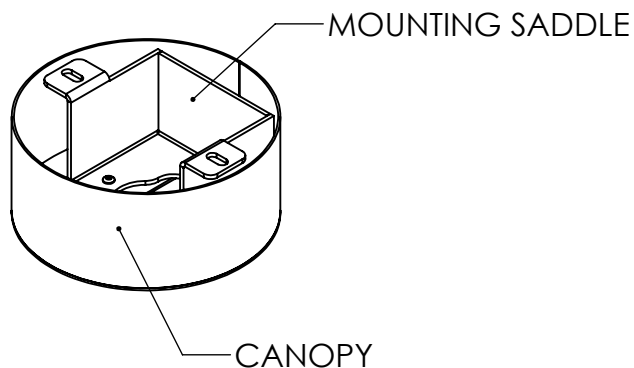
"A Commitment to Excellence in Lighting and Service"

CALL OUR CUSTOMER SERVICE DEPARTMENT AT 1-800-222-4009

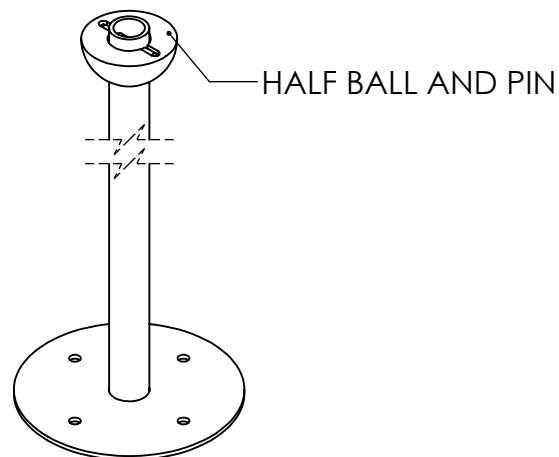
MONDAY - FRIDAY 9:00a.m - 5:00p.m ET

visit us on the web at www.meyda.com

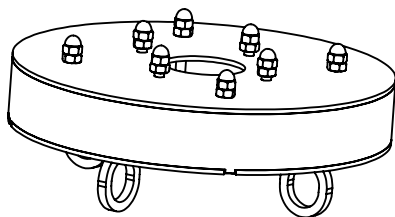
1.) CANOPY ASSEMBLY WI/ MOUNTING SADDLE



2.) DOWN ROD



3.) 4 ARM HUB



4.) ARMS QTY: 4



*DIMENSIONS AND DETAILS ARE SUBJECT TO MODIFICATION DURING PRODUCTION
© MEYDA TIFFANY INC © DESIGN COPYRIGHT, MEYDA TIFFANY, INC. ALL RIGHTS RESERVED, NO UNAUTHORIZED DUPLICATION

*TRANSPARENT FINISHES WILL VARY DEPENDING ON THE MATERIAL TO WHICH IT IS APPLIED AND THE FABRICATION TECHNIQUE.



ID# 77971-1501(289420)	BULB# 24 (BULBS NOT INCLUDED)	DATE:10/8/2025
CUST. DESIGN# LOXLEY GOLPE	TYPE: E26 T10	DRAWN BY: MZ985/TP1063
FIXTURE TYPE: CHANDELIER	WATTS:60	VOLTAGE:120
SCALE: 1:5		
LENS COLOR:113673 WHITESTONE IDALIGHT(FROSTED OUT)	TOTAL AMPS: 12	APPROVAL:
METAL FINISH:3DB DARK BRONZE (INTERIOR USE ONLY) (205746)	LOCATION: DAMP	EST. WEIGHT:105.57
MATERIAL:STEEL/ ACRYLIC	NOTES:	SHEET: 2 OF 3



INSTALLATION INSTRUCTIONS

REVISION:

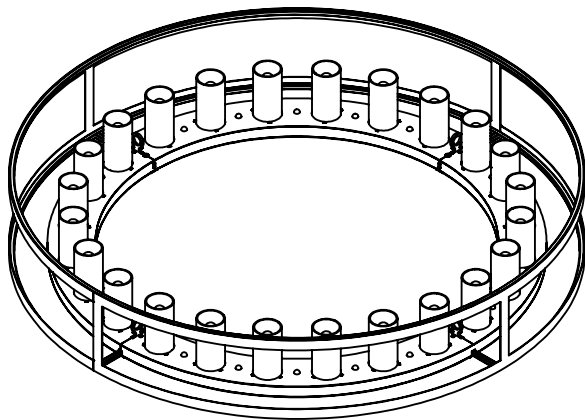
"A Commitment to Excellence in Lighting and Service"

CALL OUR CUSTOMER SERVICE DEPARTMENT AT 1-800-222-4009


MONDAY - FRIDAY 9:00a.m - 5:00p.m ET

visit us on the web at www.meyda.com

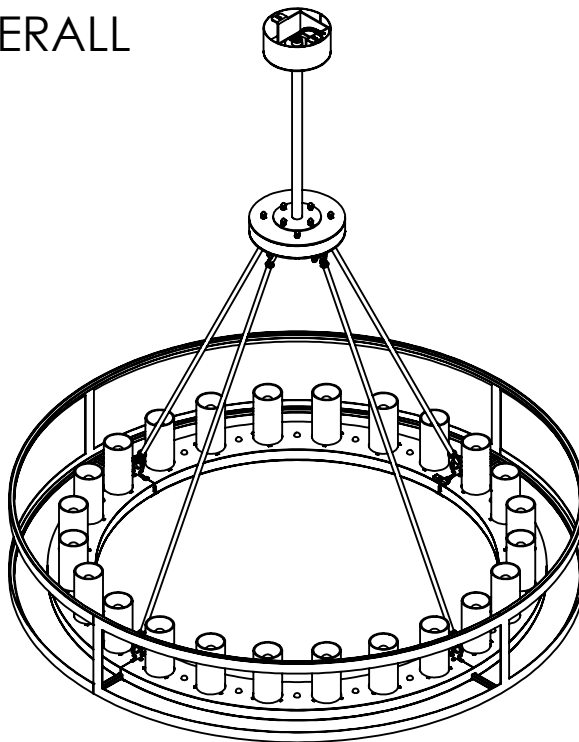
5.) 60" CHANDELIER RING



6.) ACRYLIC SHADE: QTY: 24



OVERALL



*DIMENSIONS AND DETAILS ARE SUBJECT TO MODIFICATION DURING PRODUCTION
© MEYDA TIFFANY INC © DESIGN COPYRIGHT, MEYDA TIFFANY, INC. ALL RIGHTS RESERVED, NO UNAUTHORIZED DUPLICATION

*TRANSPARENT FINISHES WILL VARY DEPENDING ON THE MATERIAL TO WHICH IT IS APPLIED AND THE FABRICATION TECHNIQUE.



ID# 77971-1501(289420)	BULB# 24 (BULBS NOT INCLUDED)	DATE:10/8/2025
CUST. DESIGN#LOXLEY GOLPE	TYPE: E26 T10	DRAWN BY:MZ985/TP1063
FIXTURE TYPE: CHANDELIER	WATTS:60	VOLTAGE:120
SCALE: 1:20		
LENS COLOR:113673 WHITESTONE IDALIGHT(FROSTED OUT)	TOTAL AMPS: 12	APPROVAL:
METAL FINISH:3DB DARK BRONZE (INTERIOR USE ONLY) (205746)	LOCATION: DAMP	EST. WEIGHT:105.57
MATERIAL:STEEL/ ACRYLIC	NOTES:	SHEET: 3 OF 3