

INSTALLATION INSTRUCTIONS

FOR ITEM 288871

Meyda
CUSTOM LIGHTING

CAUTION: FAILURE TO INSTALL THIS FIXTURE PROPERLY MAY RESULT IN SERIOUS PERSONAL INJURY OR DEATH AND PROPERTY DAMAGE. We recommend installation by a licensed electrician.

This product must be installed in accordance with applicable installation code(s), by a person familiar with the construction and operation of the product and the hazards involved.*

Caution: Do not exceed maximum wattage noted on fixture. Use only recommended bulbs with fixture.

FIXTURE COMPONENTS

1. CANOPY, STEM, AND HUB
2. MOUNTING BRACKET
3. ARMS (SHORT AND LONG)
4. FRAME
5. GLASS SHADES

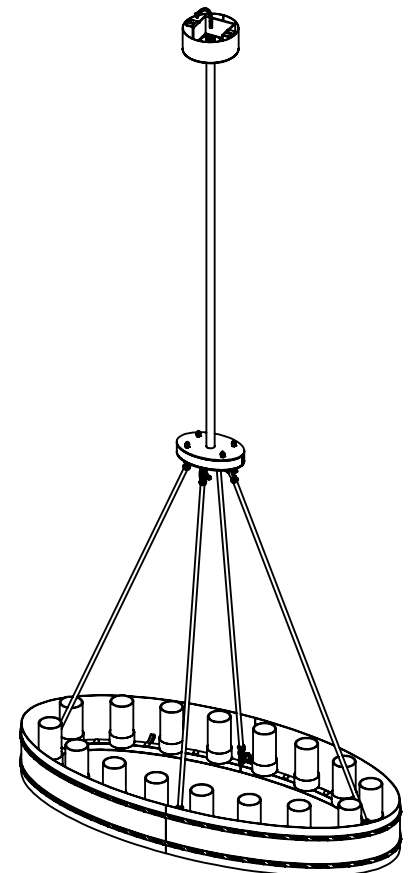
Caution:

Fixture is OVERWEIGHT and not suitable for installation with standard Junction Box.

Be sure power is off at the main breaker box prior to installation.

Read all instructions in their entirety before beginning installation.

1. Carefully unpack all components and make certain that everything is on hand.
2. Unscrew the Brass Balls from the bottom of the Canopy and slide the Canopy down to reveal the Mounting Bracket.
3. Using Customer Supplied Hardware, affix the Mounting Bracket to the ceiling ensuring the connection is suitable for a minimum of 75 lbs. and that electrical supply wires remain accessible.
4. Following all local codes and procedures, make electrical wire connections from the supply wires to the fixture lead wires.
5. Cover the Mounting Bracket by sliding the Canopy back up and secure in place using the Brass Balls From before.
6. Install 2x Short Arms and 2x Long Arms. (Make sure 1 long arm lines up with Molex Wire Connector)
7. Lift the Frame up and secure in position with each arm, ensuring that Molex connectors line up.
8. Connect the Molex's on the bottom and top of the one Long Arm.
9. Install 16x 40W E12 B11 Bulbs (not included) into Sockets.
10. Carefully place Glass Shades around each socket.
11. Power on and ENJOY!!!



OVERALL VIEW



CUSTOMER PROPOSAL / CUT SHEET

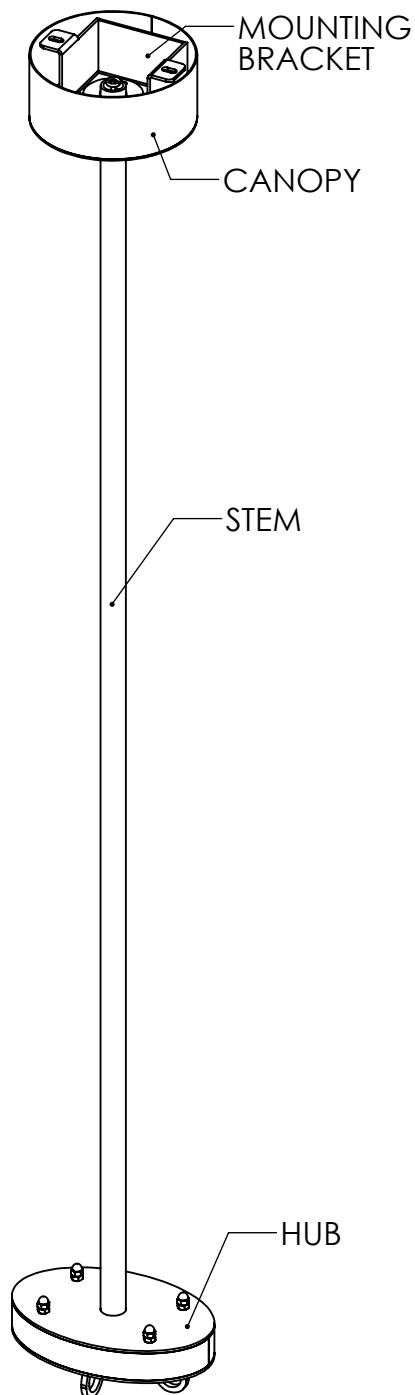
"A Commitment to Excellence in Lighting and Service"

CALL OUR CUSTOMER SERVICE DEPARTMENT AT 1-800-222-4009

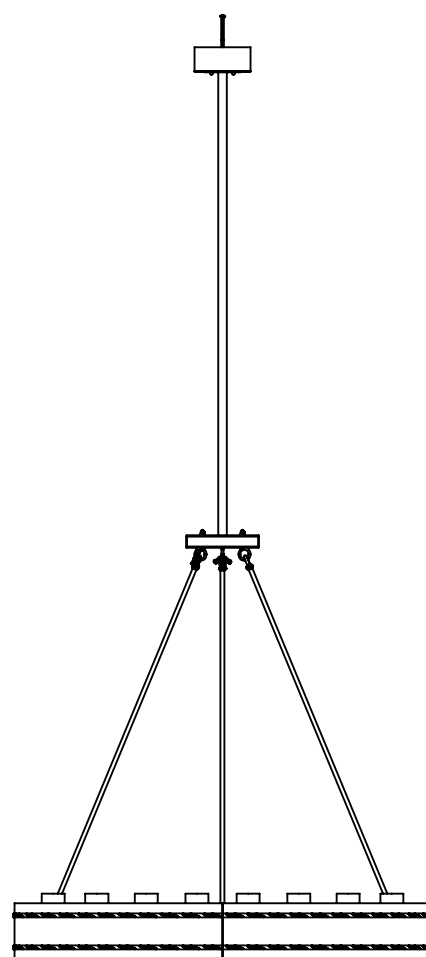
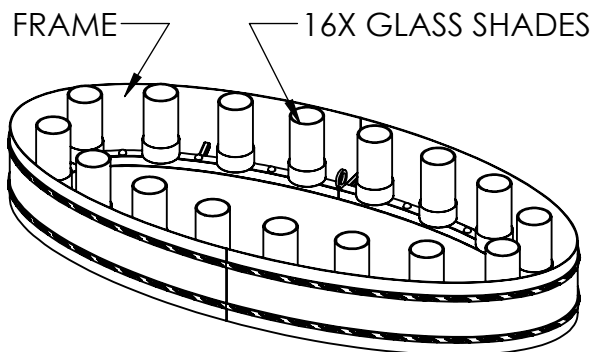
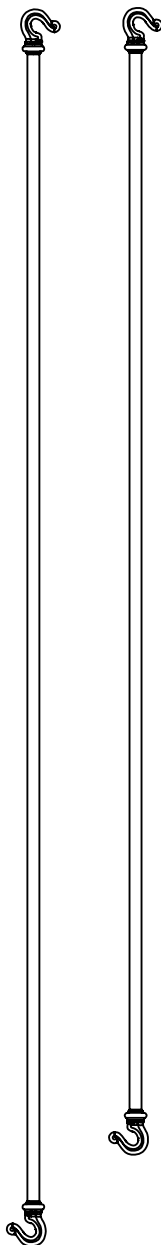
MONDAY - FRIDAY 9:00a.m - 5:00p.m ET

visit us on the web at www.meyda.com

REVISION:



ARMS:
2X LONG
2X SHORT



OVERALL SIDE VIEW



*DIMENSIONS AND DETAILS ARE SUBJECT TO MODIFICATION DURING PRODUCTION
© MEYDA TIFFANY INC © DESIGN COPYRIGHT, MEYDA TIFFANY, INC. ALL RIGHTS RESERVED, NO UNAUTHORIZED DUPLICATION

*TRANSPARENT FINISHES WILL VARY DEPENDING ON THE MATERIAL TO WHICH IT IS APPLIED AND THE FABRICATION TECHNIQUE.



ID# 77365-1502(288871)	W/O# 1518156	BULB# 16	DATE:10/20/2025
CUST. DESIGN#	QTY: 1	TYPE: E12 B11	(BULBS NOT INCLUDED)
FIXTURE TYPE: CHANDELIER	WATTS:40	VOLTAGE:120	DRAWN BY: MZ 985/TM762/IF1071
LENS COLOR:--5186 (3"W X 6"H CYLINDER SEEDY GLASS)	TOTAL AMPS: 5.333333	SCALE: 1:12	APPROVAL:
METAL FINISH:3ORBBRZ OIL RUBBED BRONZE (106397)	LOCATION: DAMP	EST. WEIGHT: 67.89 LBS	
MATERIAL:STEEL/ GLASS	NOTES:	SHEET: 2 OF 2	