

# INSTALLATION INSTRUCTIONS

FOR ITEM 285369

*Meyda*  
CUSTOM LIGHTING

**CAUTION: FAILURE TO INSTALL THIS FIXTURE PROPERLY MAY RESULT IN SERIOUS PERSONAL INJURY OR DEATH AND PROPERTY DAMAGE.** We recommend installation by a licensed electrician.

This product must be installed in accordance with applicable installation code(s), by a person familiar with the construction and operation of the product and the hazards involved.\*

**Caution:** Do not exceed maximum wattage noted on fixture. Use only recommended bulbs with fixture.

## FIXTURE COMPONENTS

1. MOUNTING PLATE
2. CANOPY
3. CHAIN AND QUICK LINKS
4. FRAME

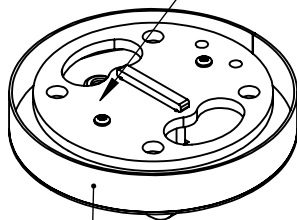
### **Caution:**

***Be sure power is off at the main breaker box prior to installation.  
Read all instructions in their entirety before beginning installation.***

1. Carefully unpack all components and make certain that everything is on hand.
2. Remove mounting plate from canopy by unscrewing acorn nuts from canopy.
3. Using customer supplied hardware, affix mounting plate to J-box ensuring connection is suitable for 45 lbs and that electrical supply wires remain accessible.
4. Connect desired length of chain and quick link to the canopy and the frame.
5. Unravel wire from the top of the frame and feed up chain into the canopy, weaving between 4 links of chain in intervals.
6. Following all local codes and procedures, make wire connections from supply wires to lead wires.
7. Fix canopy to ceiling by re-installing acorn nuts to mounting plate screws.
8. Install 12X 40W E12 B10 Bulbs (not included) into sockets.
9. Adjust down arm until lights are level.
10. Power on and ENJOY!!!

### **3. CHAIN AND QUICK LINKS**

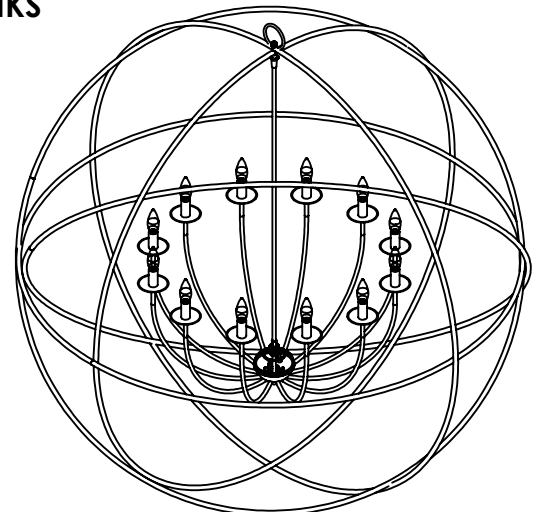
### **1. MOUNTING PLATE**



### **2. CANOPY**



### **4. FRAME**

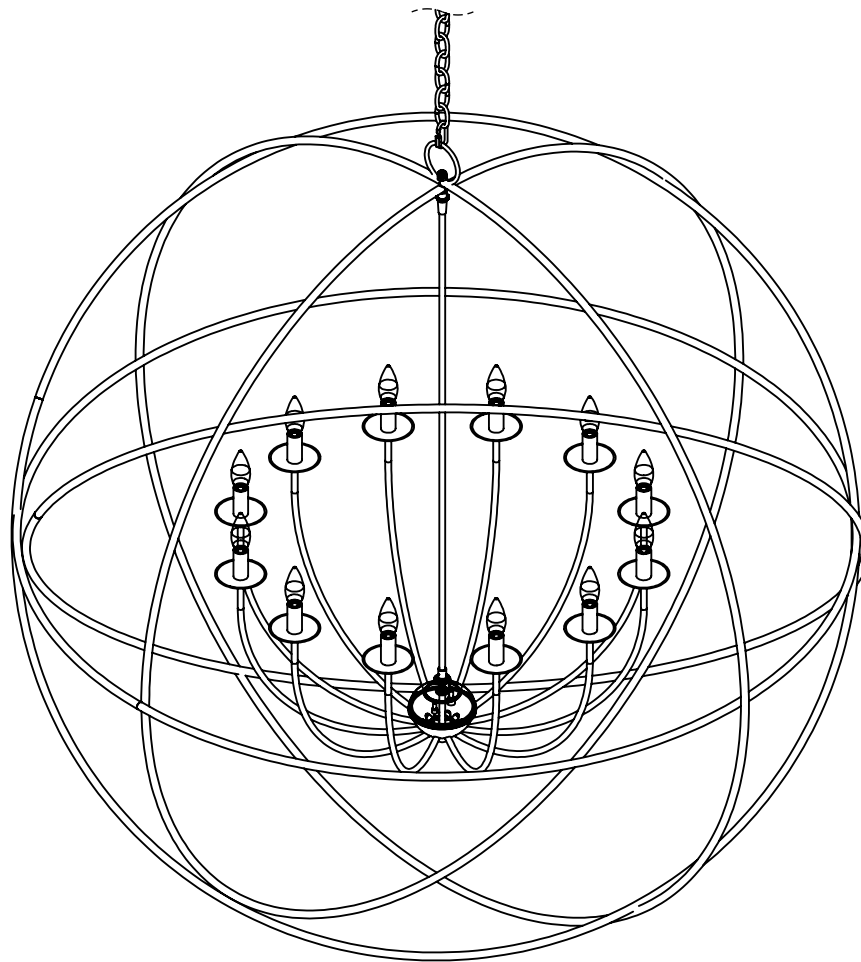




**CUSTOMER PROPOSAL / CUT SHEET**  
**"A Commitment to Excellence in Lighting and Service"**  
CALL OUR CUSTOMER SERVICE DEPARTMENT AT 1-800-222-4009  
MONDAY - FRIDAY 9:00a.m - 5:00p.m ET  
visit us on the web at [www.meyda.com](http://www.meyda.com)

REVISION:

**OVERALL**



\*DIMENSIONS AND DETAILS ARE SUBJECT TO MODIFICATION DURING PRODUCTION  
© MEYDA TIFFANY INC © DESIGN COPYRIGHT, MEYDA TIFFANY, INC. ALL RIGHTS RESERVED, NO UNAUTHORIZED DUPLICATION



\*TRANSPARENT FINISHES WILL VARY DEPENDING ON THE MATERIAL TO WHICH IT IS APPLIED AND THE FABRICATION TECHNIQUE.

ID# 29875-2A(285369)	W/O# 1515227	BULB# 12 (BULBS NOT INCLUDED)	DATE:4/24/2025
CUST. DESIGN#	QTY: 1	TYPE: E12 B10	DRAWN BY:IF1071
FIXTURE TYPE: CHANDELIER	WATTS:40	VOLTAGE:120	SCALE: 1:12
LENS COLOR:NONE	TOTAL AMPS:4	APPROVAL:	
METAL FINISH:3FGLDMET GOLD METALLIC (115766)	LOCATION: DAMP	EST. WEIGHT:37.16 LBS	
MATERIAL:STEEL	NOTES:	SHEET: 2 OF 2	