

INSTALLATION INSTRUCTIONS

FOR ITEM 284571

Meyda
CUSTOM LIGHTING

CAUTION: FAILURE TO INSTALL THIS FIXTURE PROPERLY MAY RESULT IN SERIOUS PERSONAL INJURY OR DEATH AND PROPERTY DAMAGE. We recommend installation by a licensed electrician.

This product must be installed in accordance with applicable installation code(s), by a person familiar with the construction and operation of the product and the hazards involved.*

Caution: Do not exceed maximum wattage noted on fixture. Use only recommended bulbs with fixture.

FIXTURE COMPONENTS

1. LAMPING ASSEMBLY
2. SHADE W/ CHAIN
3. CROSSBAR W/ STUDS

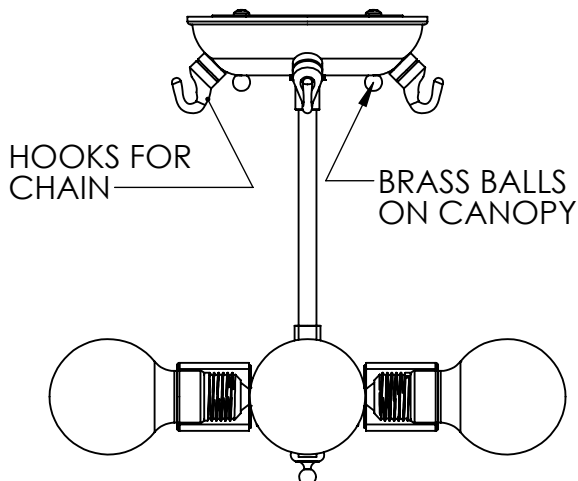
Caution:

Be sure power is off at the main breaker box prior to installation.

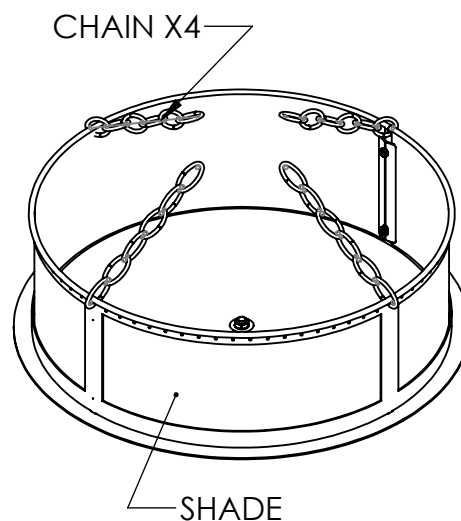
Read all instructions in their entirety before beginning installation.

1. Carefully unpack all components and make certain that everything is on hand.
2. Remove the Crossbar by uncrewing Brass Balls on the bottom of the Canopy. (save for later)
3. Using Customer Supplied Hardware, affix Crossbar to J-box ensuring that connection is suitable for a minimum of 15lbs and that Electrical Supply Wires remain accessible.
4. Unravel Lead Wires from the top of the Canopy and lift up to ceiling.
5. Following all Local Codes and Procedures, make Electrical Connections from Fixture Lead Wires to Supply Wires.
6. Attach Canopy to Crossbar using attached studs and Brass Balls from earlier.
7. Install 4X 60WATT E26 A19 Bulbs (not included) into sockets.
8. Lift Shade with attached Chain up to ceiling, hanging each Chain from the hooks on the Lamping Assembly.
9. Power on and ENJOY!!!

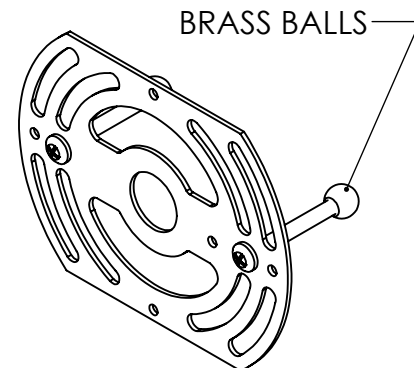
1. LAMPING ASSEMBLY



2. SHADE WITH CHAIN



3. CROSSBAR W/ STUDS

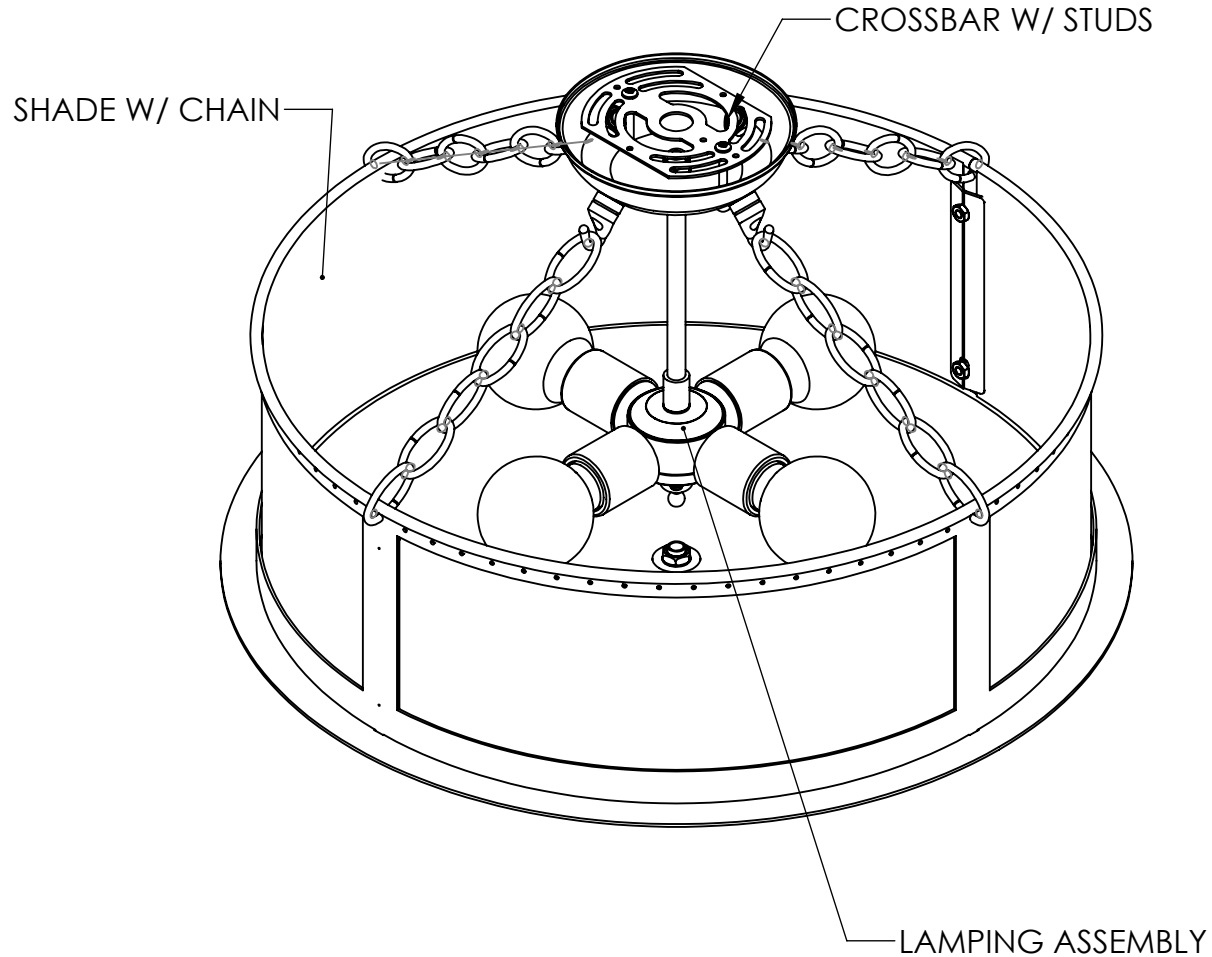




CUSTOMER PROPOSAL / CUT SHEET
"A Commitment to Excellence in Lighting and Service"
CALL OUR CUSTOMER SERVICE DEPARTMENT AT 1-800-222-4009
MONDAY - FRIDAY 9:00a.m - 5:00p.m ET
visit us on the web at www.meyda.com

REVISION:

OVERALL



***DIMENSIONS AND DETAILS ARE SUBJECT TO MODIFICATION DURING PRODUCTION**
© MEYDA TIFFANY INC © DESIGN COPYRIGHT, MEYDA TIFFANY, INC. ALL RIGHTS RESERVED, NO UNAUTHORIZED DUPLICATION



***TRANSPARENT FINISHES WILL VARY DEPENDING ON THE MATERIAL TO WHICH IT IS APPLIED AND THE FABRICATION TECHNIQUE.**

ID# 1-0569036000-189(284571)	W/O# 1514001	BULB# 4 (BULBS NOT INCLUDED)	DATE:3/17/2025
CUST. DESIGN#	QTY: 2	TYPE: E26 A19	DRAWN BY:IF1071
FIXTURE TYPE: SEMI-FLUSH MOUNT	WATTS:60	VOLTAGE:120	SCALE: 1:4
LENS COLOR:167037 SILVER MICA(.015)	TOTAL AMPS:2	APPROVAL:	
METAL FINISH:3ORBBRZ OIL RUBBED BRONZE (106397)	LOCATION: DAMP	EST. WEIGHT:8.10 LBS	
MATERIAL:STEEL/ MICA	NOTES:	SHEET: 2 OF 2	