

INSTALLATION INSTRUCTIONS

FOR ITEM 282862



CAUTION: FAILURE TO INSTALL THIS FIXTURE PROPERLY MAY RESULT IN SERIOUS PERSONAL INJURY OR DEATH AND PROPERTY DAMAGE. We recommend installation by a licensed electrician.

This product must be installed in accordance with applicable installation code(s), by a person familiar with the construction and operation of the product and the hazards involved.*

Caution: Do not exceed maximum wattage noted on fixture. Use only recommended bulbs with fixture.

FIXTURE COMPONENTS

1. CANOPY ASSEMBLY
2. CHAIN
3. CHANDELIER BODY

Caution:

Fixture is OVERWEIGHT and not suitable for installation with standard Junction Box.

Be sure power is off at the main breaker box prior to installation.

Read all instructions in their entirety before beginning installation.

1. Carefully unpack all components and make certain that everything is on hand.
2. Loosen nuts holding the mounting plate to the canopy and save hardware for later.
3. Using customer supplied hardware, affix mounting plate to ceiling ensuring connection is suitable for a minimum of 100 lbs and that electrical supply wires remain accessible.
4. Unravel fixture lead wires from top of fixture and attach chain to quick link
5. Weave lead wire through every 3rd link of chain.
6. Slide canopy onto end of chain and feed lead wires through wire way.
7. Hang chandelier body by connecting loose end of chain to quick link on mounting plate loop.
8. Following all local codes and procedures, make electrical connections from fixture lead wires to supply wires.
9. Slide canopy onto mounting plate screws and secure with hardware saved from earlier.
10. Install 16 E12 B10 60 watt bulbs (not included) into sockets
11. Power on and ENJOY!



INSTALLATION INSTRUCTIONS

REVISION:

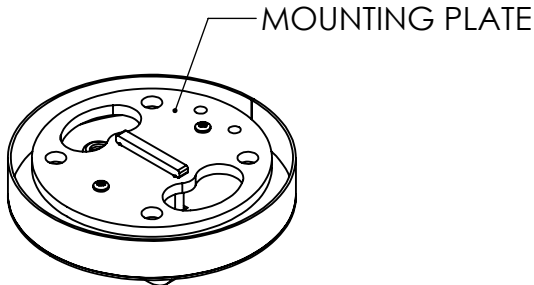
"A Commitment to Excellence in Lighting and Service"

CALL OUR CUSTOMER SERVICE DEPARTMENT AT 1-800-222-4009

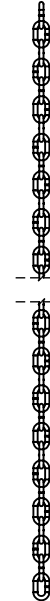
MONDAY - FRIDAY 9:00a.m - 5:00p.m ET

visit us on the web at www.meyda.com


1. CANOPY ASSEMBLY



2. CHAIN



3. CHANDELIER BODY



*DIMENSIONS AND DETAILS ARE SUBJECT TO MODIFICATION DURING PRODUCTION
© MEYDA TIFFANY INC © DESIGN COPYRIGHT, MEYDA TIFFANY, INC. ALL RIGHTS RESERVED, NO UNAUTHORIZED DUPLICATION

*TRANSPARENT FINISHES WILL VARY DEPENDING ON THE MATERIAL TO WHICH IT IS APPLIED AND THE FABRICATION TECHNIQUE.



ID# 206540-1500A(282862)	W/O# 1515313	BULB# 16 (BULBS NOT INCLUDED)	DATE:9/23/2025
CUST. DESIGN#BARREL STAVE	QTY: 1	TYPE: E12 B10	DRAWN BY:MZ 985
FIXTURE TYPE: CHANDELIER	WATTS:60	VOLTAGE:120	SCALE: 1:4
LENS COLOR:NONE	TOTAL AMPS:8	APPROVAL:	
METAL FINISH:3ORBBRZ OIL RUBBED BRONZE (106397)	LOCATION: DAMP	EST. WEIGHT:94.38	
MATERIAL:STEEL/ WOOD	NOTES: WOOD FINISH BSF-13 (GRAY RECLAIMED ELM)	SHEET: 2 OF 2	