

INSTALLATION INSTRUCTIONS

FOR ITEM 265763 36" ADJACENT ROOM CHANDELIER



CAUTION: FAILURE TO INSTALL THIS FIXTURE PROPERLY MAY RESULT IN SERIOUS PERSONAL INJURY OR DEATH AND PROPERTY DAMAGE. We recommend installation by a licensed electrician.

This product must be installed in accordance with applicable installation code(s), by a person familiar with the construction and operation of the product and the hazards involved.*

Caution: Do not exceed maximum wattage noted on fixture. Use only recommended bulbs with fixture.

FIXTURE COMPONENTS

1. CANOPY W/ MOUNTING PLATE
2. CHAIN W/ QUICKLINKS
3. RING

Caution:

Fixture is OVERWEIGHT and not suitable for installation with standard Junction Box.

Be sure power is off at the main breaker box prior to installation.

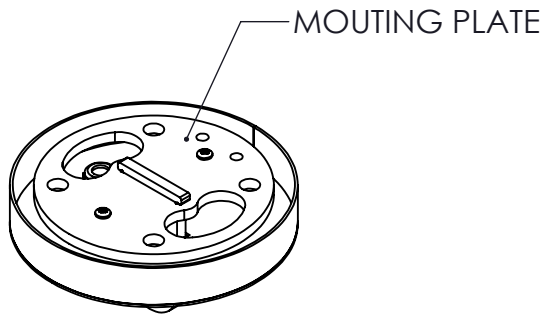
Read all instructions in their entirety before beginning installation.

1. Carefully unpack all components and make certain that everything is on hand.
2. Separate the mounting plate from the canopy by unscrewing acorn nuts and sliding canopy down the loop
3. Secure mounting plate to the ceiling ensuring that the connection is suitable to hold a minimum of 100 lbs and the electrical supply wires remain accessible.
4. Place canopy back over the mounting plate and secure using the acorn nuts
5. Open the quick link on the chain and hook the quicklink to the U-bolt on the canopy, close the quick link once it is hooked on to the U-bolt.
6. With at least 3 people, get the ring and while supporting the ring open the quick link on the bottom of the chain and hook quick link on the loop of the ring.
7. Run wire up chain, undo the acorn nuts on the canopy and following all local codes and procedures, make electrical connection from lead wire to supply wires.
8. Power on and ENJOY!

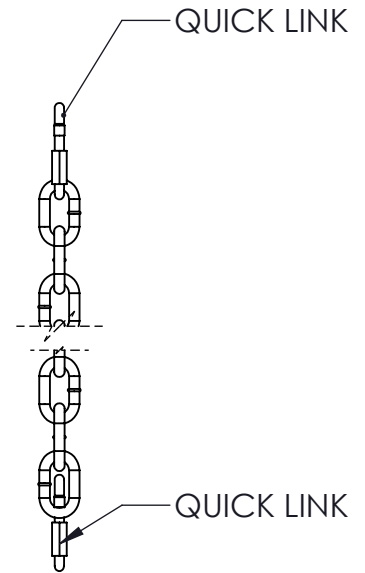


INSTALLATION INSTRUCTIONS

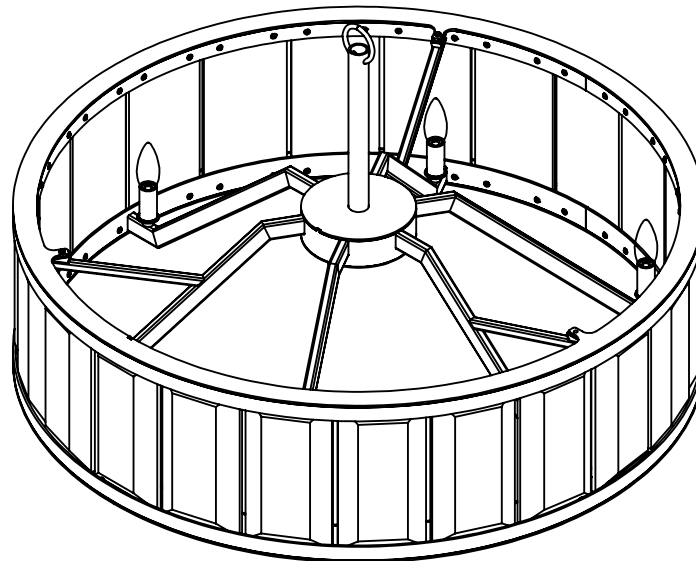
REVISION:



1. CANOPY W/ MOUNTING PLATE



2. CHAIN W/ QUICK LINKS



3. RING



*DIMENSIONS AND DETAILS ARE SUBJECT TO MODIFICATION DURING PRODUCTION
© MEYDA TIFFANY INC © DESIGN COPYRIGHT, MEYDA TIFFANY, INC. ALL RIGHTS RESERVED, NO UNAUTHORIZED DUPLICATION



ID# 206697-1501C(265763)	W/O# 7298734	BULB# 6	DATE:2/14/2024
CUST. DESIGN#36" ADJACENT ROOM	QTY: 1	TYPE: E12 BA9	DRAWN BY:MZ 985
FIXTURE TYPE: CHANDELIER	WATTS:60	VOLTAGE:120	SCALE: 1:24
LENS COLOR:--303984B-CAL (4.6"W X 9.5"H X 1"THK CALCITE)	TOTAL AMPS:3	APPROVAL:	
METAL FINISH:3ORBRRZ OIL RUBBED BRONZE (106397)	LOCATION: DAMP	EST. WEIGHT:90.15 LBS	
MATERIAL:STEEL/ STONE	NOTES:	SHEET: 2 OF 2	