

INSTALLATION INSTRUCTIONS

FOR ITEM 214032



CAUTION: FAILURE TO INSTALL THIS FIXTURE PROPERLY MAY RESULT IN SERIOUS PERSONAL INJURY OR DEATH AND PROPERTY DAMAGE. We recommend installation by a licensed electrician.

This product must be installed in accordance with applicable installation code(s), by a person familiar with the construction and operation of the product and the hazards involved.*

Caution: Do not exceed maximum wattage noted on fixture. Use only recommended bulbs with fixture.

FIXTURE COMPONENTS

1. CHANDEL-AIR BODY
2. CANOPY ASSEMBLY
3. STEM

Caution:

Fixture is OVERWEIGHT and not suitable for installation with standard Junction Box.

Be sure power is off at the main breaker box prior to installation.

Read all instructions in their entirety before beginning installation.

1. Carefully unpack all components and make certain that everything is on hand.
2. Unscrew brass balls from the canopy to release the mounting plate. Save these for later.
3. Using customer supplied hardware, affix the mounting plate directly to the ceiling ensuring the connection is suitable for 100 lbs. and that electrical supply wires remain accessible.
4. Unravel fixture lead wires from the top of chandel-air body and feed through stem.
5. Attach stem plate to top of chandel-air body and secure with hex and acorn nuts.
6. Feed lead wires through canopy cover plate and canopy and carefully slide them down stem and allow them to rest on top of chandel-air body.
7. Feed lead wires through steel half ball and slide half ball onto stem.
8. Feed spring pin through holes at top of stem.
9. Slide half ball up rod and allow spring pin to snap into half ball channel.
10. Lift fixture up to ceiling and seat steel half ball into mounting saddle.
11. Following all local codes and procures, make electrical wire connections from supply wires to fixture lead wires.
12. Carefully slide canopy and cover plate up stem and secure to mounting saddle studs using brass balls.
13. Install bulbs (not included) into sockets.
14. Power on and ENJOY!



INSTALLATION INSTRUCTIONS

REVISION:

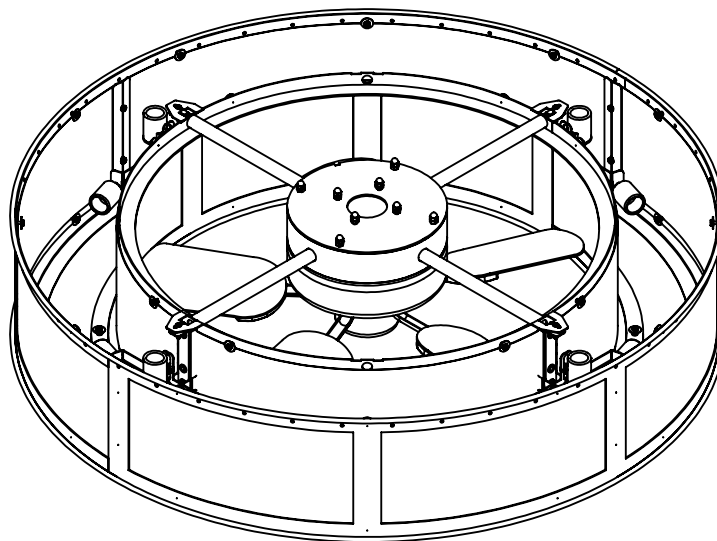
"A Commitment to Excellence in Lighting and Service"

CALL OUR CUSTOMER SERVICE DEPARTMENT AT 1-800-222-4009

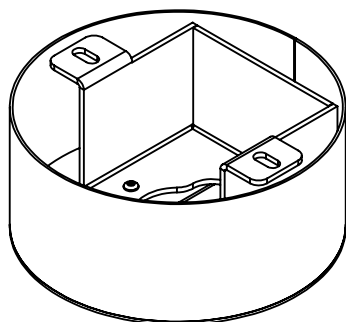
MONDAY - FRIDAY 9:00a.m - 5:00p.m ET

visit us on the web at www.meyda.com

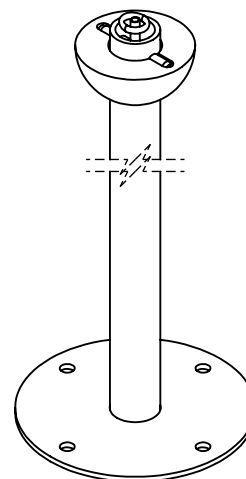
1) CHANDEL-AIR BODY



2) CANOPY ASSEMBLY



3) STEM



*DIMENSIONS AND DETAILS ARE SUBJECT TO MODIFICATION DURING PRODUCTION
© MEYDA TIFFANY INC © DESIGN COPYRIGHT, MEYDA TIFFANY, INC. ALL RIGHTS RESERVED, NO UNAUTHORIZED DUPLICATION

*TRANSPARENT FINISHES WILL VARY DEPENDING ON THE MATERIAL TO WHICH IT IS APPLIED AND THE FABRICATION TECHNIQUE.



| | | |
|--|-----------------------------------|-----------------------|
| ID# 55213-1509(214032) | BULB# 8/8 (BULBS NOT INCLUDED) | DATE:12/16/2025 |
| CUST. DESIGN# | TYPE: E26 A19 /E26 MR16 | DRAWN BY:MZ 985 |
| FIXTURE TYPE: CHANDEL-AIR | WATTS:60/50 | VOLTAGE:120 |
| SCALE: 1:24 | TOTAL AMPS: 7.333333 | APPROVAL: |
| LENS COLOR:128126 #62 EGGHELL/116503 MAPLEWOOD VINYL | LOCATION: DAMP | EST. WEIGHT:71.91 LBS |
| METAL FINISH:3MAHBRZ MAHOGANY BRONZE (112531) | NOTES: | SHEET: 2 OF 3 |
| MATERIAL:STEEL/ FABRIC/ VINYL | | |



INSTALLATION INSTRUCTIONS

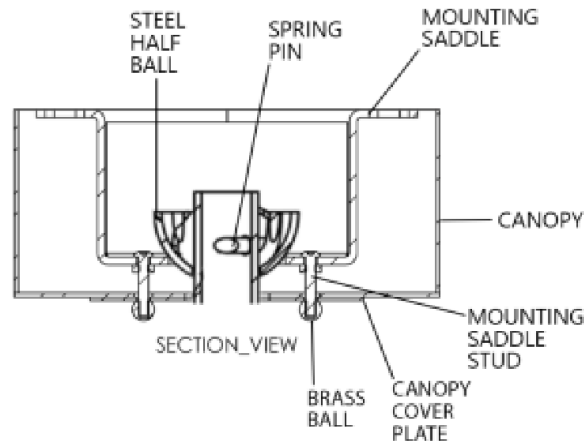
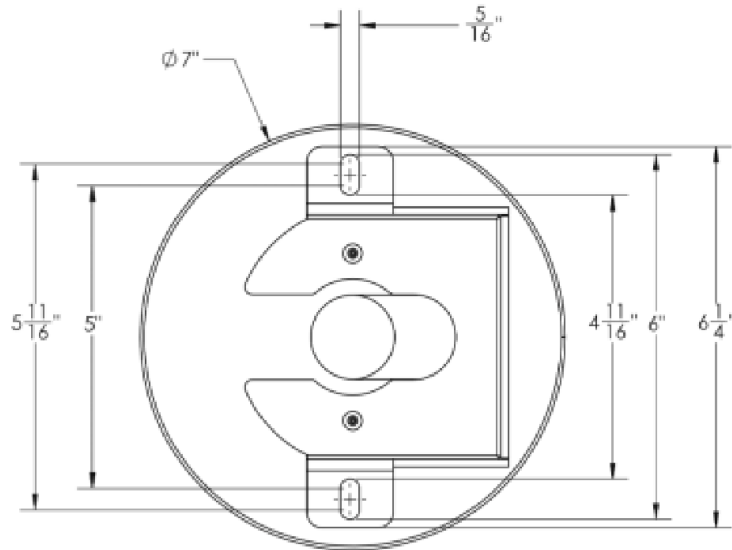
"A Commitment to Excellence in Lighting and Service"

CALL OUR CUSTOMER SERVICE DEPARTMENT AT 1-800-222-4009

MONDAY - FRIDAY 9:00a.m - 5:00p.m ET

visit us on the web at www.meyda.com

REVISION:



*DIMENSIONS AND DETAILS ARE SUBJECT TO MODIFICATION DURING PRODUCTION
© MEYDA TIFFANY INC © DESIGN COPYRIGHT, MEYDA TIFFANY, INC. ALL RIGHTS RESERVED, NO UNAUTHORIZED DUPLICATION



*TRANSPARENT FINISHES WILL VARY DEPENDING ON THE MATERIAL TO WHICH IT IS APPLIED AND THE FABRICATION TECHNIQUE.

| | | |
|--|-----------------------------------|-----------------------|
| ID# 55213-1509(214032) | BULB# 8/8 (BULBS NOT INCLUDED) | DATE:12/16/2025 |
| CUST. DESIGN# | TYPE: E26 A19 /E26 MR16 | DRAWN BY:MZ 985 |
| FIXTURE TYPE: CHANDEL-AIR | WATTS:60/50 | VOLTAGE:120 |
| SCALE: 1:24 | | |
| LENS COLOR:128126 #62 EGGHELL/116503 MAPLEWOOD VINYL | TOTAL AMPS: 7.333333 | APPROVAL: |
| METAL FINISH:3MAHBRZ MAHOGANY BRONZE (112531) | LOCATION: DAMP | EST. WEIGHT:71.91 LBS |
| MATERIAL:STEEL/ FABRIC/ VINYL | NOTES: | SHEET: 3 OF 3 |