

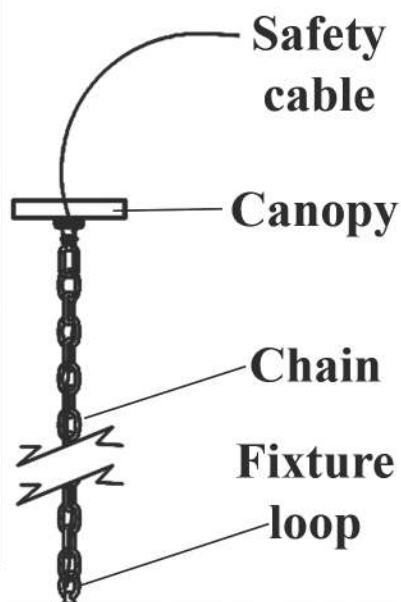
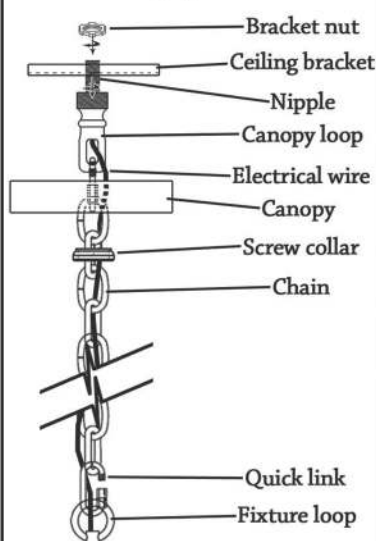
THIS FIXTURE WEIGHS OVER 70 LBS.

0700 11/16/16

NEC:314.27B, A luminaire that weighs more than 23kg (50lbs.) shall be supported independently of the outlet box unless the outlet box is listed AND MARKED for the MAXIMUM WEIGHT to be supported.

ASSEMBLY INSTRUCTIONS FOR #183371

Canopy Detail



IMPORTANT

TURN OFF THE POWER AT THE MAIN FUSE OR CIRCUIT BREAKER BOX BEFORE STARTING INSTALLATION

CAREFULLY UNPACK AND IDENTIFY ALL PARTS BEFORE ASSEMBLY. BULBS ARE NOT INCLUDED

- 1.) Attach ceiling bracket, (canopy loop attached with a nipple and bracket nut) to ceiling. Attach the appropriate amount of chain to the canopy loop. Attach the other end of the chain to the fixture loop, but first, place canopy onto the chain followed by the screw collar. (Canopy Detail)
- 2.) Run your electrical wire along with safety cable up through length of chain, screw collar, canopy, and finally canopy loop/ceiling bracket. Attach safety cable to a secure location in ceiling. Attach electrical wires as per your local electrical code. Slide canopy up the length of chain, and secure flush to ceiling by screwing the screw collar onto the canopy loop. (Canopy Detail)
- 3.) Raise your shade to your Kitzi frame. Attach the shade to the arms by lining up the shade arm with the shade's arm tab, and secure together with a screw under tab and acorn nut on top. (Shade Arm Detail) Bulb your fixture at this time, (bulbs provided by others).
- 4.) Screw your downrod into the coupler located under the light cluster. Place diffuser at an angle, (sandblasted side down) into the shade, so that the down rod penetrates the center of diffuser. Slide it higher than the bottom of shade, level it out, and let it rest on the shade tabs. Screw the finial onto downrod. (Main Diagram)
- 5.) Power on, enjoy your new fixture!

**Kitzi
frame**

(Shade)

**Light
cluster**

Coupler

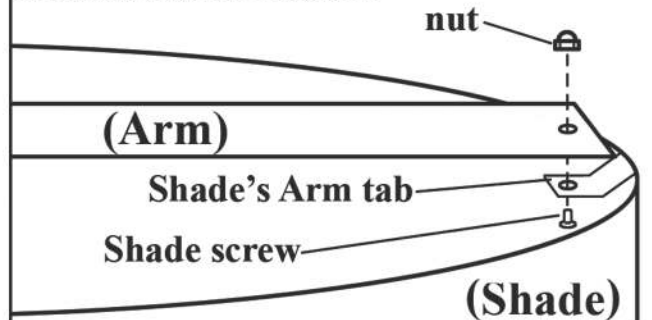
Downrod

Finial

**Diffuser
(Sandblasted
side down)**

**Shade tabs
for diffuser**

Shade Arm Detail



"A Commitment to Excellence in Lighting and Service"

CALL OUR CUSTOMER SERVICE DEPARTMENT AT 1-800-222-4009

MONDAY - FRIDAY 8:00a.m - 6:00p.m ET

visit us on the web at www.meyda.com