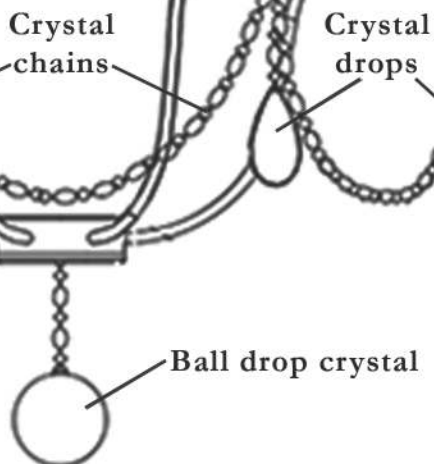
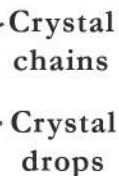

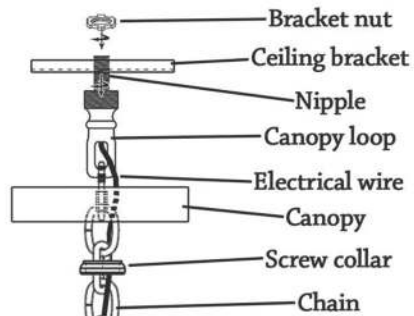


**THIS FIXTURE WEIGHS OVER 50 LBS.**

0700 11/08/16

NEC:314.27B, A luminaire that weighs more than 23kg (50lbs.) shall be supported independently of the outlet box unless the outlet box is listed AND MARKED for the MAXIMUM WEIGHT to be supported.

## ASSEMBLY INSTRUCTIONS FOR #182544



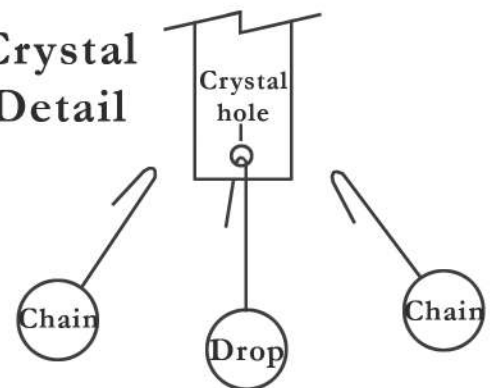
### IMPORTANT

TURN OFF THE POWER AT THE MAIN FUSE OR CIRCUIT BREAKER BOX BEFORE STARTING INSTALLATION

CAREFULLY UNPACK AND IDENTIFY ALL PARTS BEFORE ASSEMBLY. BULBS ARE NOT INCLUDED

- 1.) Assemble your ceiling bracket: A nipple through the ceiling bracket, with a bracket nut screwed onto the top of the nipple, (above the bracket). The canopy loop will be screwed onto the nipple. Attach the ceiling bracket to the ceiling. (You may complete step 2 before or after bracket is attached to the ceiling.)
- 2.) Attach the appropriate amount of chain to the fixture loop, using a quick link provided. Place onto the chain the screw collar, and then the canopy. Attach the top of the chain to canopy loop.
- 3.) Run your electrical wires up the length of chain, and through the screw collar, canopy, and then canopy loop/ceiling bracket. Connect electrical wires as per your local electrical code. Connect the safety cable to a secure spot in ceiling. Slide canopy up the chain followed by the screw collar. Screw the collar onto the canopy loop, thus making the canopy flush to ceiling.
- 4.) Attach crystal: Hook the drop crystal chain into the crystal hole first. Then the crystal chains hook in second. (Crystal Detail) The ball drop crystal will be attached to a half-ball finial. Screw this half ball into the underside of arm hub.
- 5.) Bulb your fixture, (bulbs provided by others). Power on, enjoy your new chandelier!

### Crystal Detail



*"A Commitment to Excellence in Lighting and Service"*

CALL OUR CUSTOMER SERVICE DEPARTMENT AT 1-800-222-4009

MONDAY - FRIDAY 8:00a.m - 6:00p.m ET

visit us on the web at [www.meyda.com](http://www.meyda.com)