
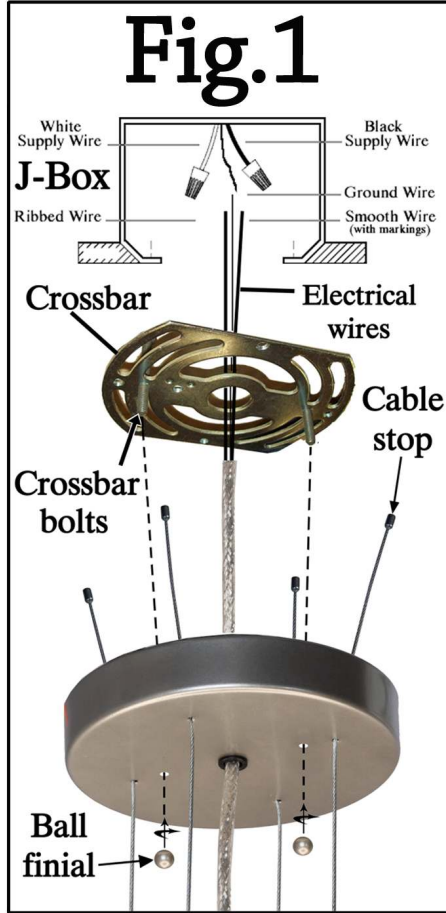

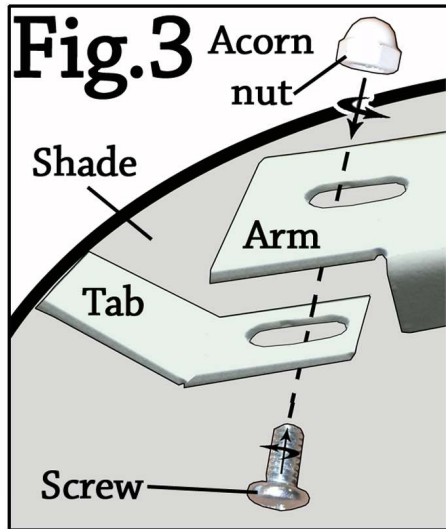


CAREFULLY UNPACK & IDENTIFY ALL PARTS BEFORE ASSEMBLY. BULBS ARE NOT INCLUDED

# ASSEMBLY INSTRUCTIONS FOR #178683



- DO NOT TAKE THE PROTECTIVE PLASTIC OFF OF SHADE UNTIL IT IS INSTALLED
- 1.) Attach crossbar to J-Box or ceiling. Make sure there is two bolts pointing down from crossbar, ready to receive canopy. Prepare your canopy by running the aircraft cables through the four holes in canopy. Run them through so that the cable stop rests inside the canopy. Also run your electrical cord from top of shade arms (Fig.2) through center of canopy. (Fig.1)
  - 2.) Attach shade to shade support arms. (Fig.3)
  - 3.) Run aircraft cable through the cable grips: Unscrew grip nut a little not all the way. Push down towards the body of cable grip, and this will allow cable to pass freely. Let go of nut and it will grip. Once satisfied with height, screw the grip nut back down. You may cut excess cable once you are sure of length. (Fig.4)
  - 4.) (You may put the final hardware on (step 5) before or after fixture is attached to ceiling.) Bring fixture to ceiling and connect all electrical wires as per your local codes. Slide canopy up onto the two crossbar bolts and secure canopy flush to ceiling by screwing the two ball finials onto the crossbar bolts. (Fig.1)
  - 5.) Screw threaded rod into the coupler under your light cluster. Follow that with a sleeve, and a check ring. Secure these with a knurled nut tight. Slide diffuser up onto the threaded rod and let it rest on the pegs which point towards center from bottom-inside of the shade. Screw your coupler onto the threaded rod, and slide the decorative cross arms onto the rod as well. Secure cross arms with the finial which you will screw onto the threaded rod. (Fig.2)
  - 6.) Bulb your fixture, power on, enjoy your new fixture!



*"A Commitment to Excellence in Lighting and Service"*  
 CALL OUR CUSTOMER SERVICE DEPARTMENT AT 1-800-222-4009  
 MONDAY - FRIDAY 8:00a.m - 6:00p.m ET  
 visit us on the web at [www.meyda.com](http://www.meyda.com)