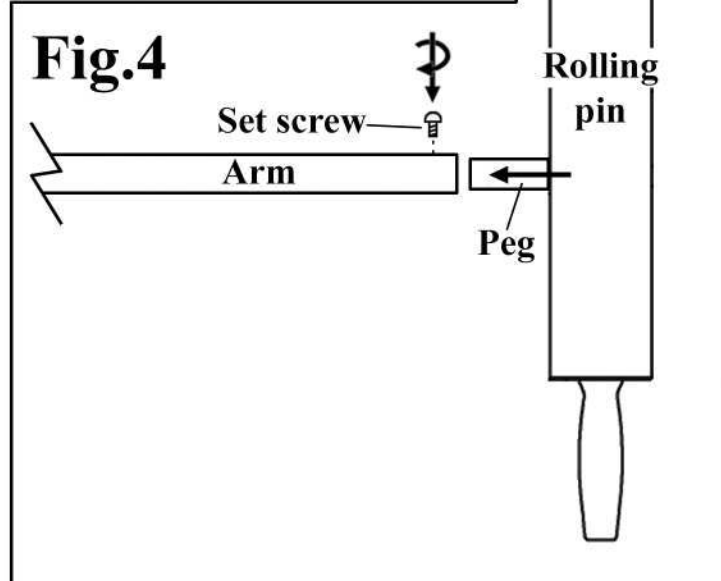
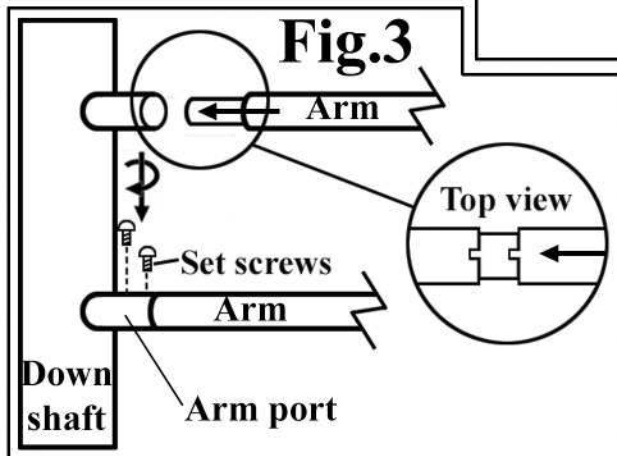
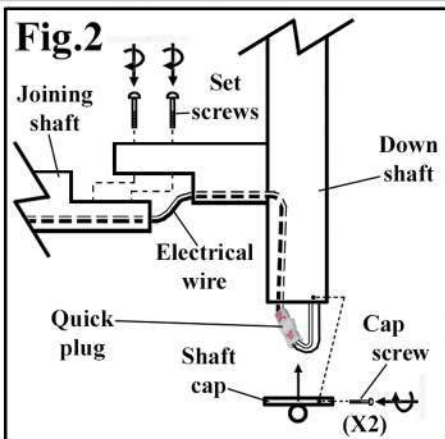
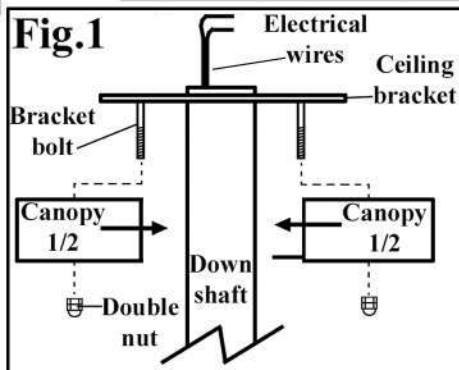


THIS FIXTURE WEIGHS OVER 100 LBS.

0700 10/28/16

NEC:314.27B, A luminaire that weighs more than 23kg (50lbs.) shall be supported independently of the outlet box unless the outlet box is listed AND MARKED for the MAXIMUM WEIGHT to be supported.

ASSEMBLY INSTRUCTIONS FOR #177477



IMPORTANT

TURN OFF THE POWER AT THE MAIN FUSE OR CIRCUIT BREAKER BOX BEFORE STARTING INSTALLATION

CAREFULLY UNPACK AND IDENTIFY ALL PARTS BEFORE ASSEMBLY. BULBS ARE NOT INCLUDED

- 1.) Attach the larger down shaft's ceiling bracket to the ceiling. Connect the electrical wires as per your local electrical code. Bring the two pieces of canopy together, so that the down shaft is in the center of the two pieces. (The overlap of canopy will be in the inside). Slide the two pieces of canopy up onto the bracket bolts, and secure the two pieces flush to ceiling with the double nuts. (Fig.1) Remove the shaft cap from the bottom of the down shaft by unscrewing the two cap screws. (Fig.2)
- 2.) Connect the joining shaft to the down shaft just installed. When you bring the two pieces together, the wires from the joining shaft & down shaft should hang down out of the bottom of the down shaft. Screw the set screws, into the joining shaft, and the down shaft connection. Match up the quick plugs, which will be numbered, and connect. Replace shaft cap, and screw in the two cap set screws. (Fig.2)
- 3.) Repeat step 1 for the smaller down shaft and canopy. (Fig.1) Repeat step 2 connecting the joining shaft to the smaller shaft. (Fig.2) Connect wires as before.
- 4.) Each arm is also numbered for your convenience. Match them to the appropriate arm port. Connect the matching quick plugs, and slide arm into place so that it is locked into port with the shape that is on top of arm & port. Screw in set screws. (Fig.3)
- 5.) Slide rolling pin's peg into the arms, and once they are vertically pleasing, screw in the set screw. (Fig.4)
- 6.) Power on, enjoy your new fixture!



"A Commitment to Excellence in Lighting and Service"

CALL OUR CUSTOMER SERVICE DEPARTMENT AT 1-800-222-4009

MONDAY - FRIDAY 8:00a.m - 6:00p.m ET

visit us on the web at www.meyda.com