

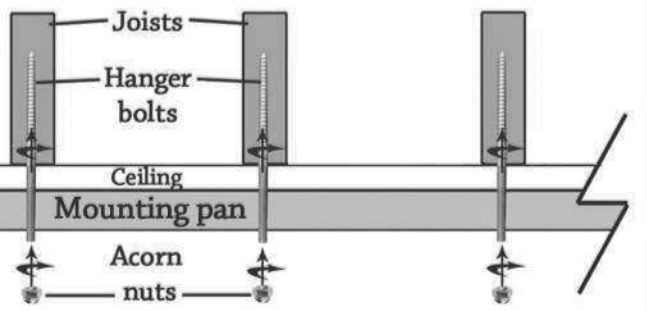
THIS FIXTURE WEIGHS OVER 220 LBS.

0700 10/14/16

NEC:314.27B, A luminaire that weighs more than 23kg (50lbs.) shall be supported independently of the outlet box unless the outlet box is listed AND MARKED for the MAXIMUM WEIGHT to be supported.

ASSEMBLY INSTRUCTIONS FOR #177408

Fig.1



*(See 2nd page for tube cleaning)

IMPORTANT

TURN OFF THE POWER AT THE MAIN FUSE OR CIRCUIT BREAKER BOX BEFORE STARTING INSTALLATION

CAREFULLY UNPACK AND IDENTIFY ALL PARTS BEFORE ASSEMBLY. BULBS ARE NOT INCLUDED

- 1.) Raise mounting pan to ceiling. Connect the wires (from on top of mounting pan) to the power in, as per your local electrical code. (Fig.2)
- 2.) Drive your hanger bolts into ceiling, into appropriate material for supporting 220Lbs. (Fig.1) See warning at top of page.
- 3.) Slide mounting pan up onto the hanger bolts. Secure flush to ceiling by screwing the acorn nuts onto the bottom of the hanger bolts. (Fig.3)
- 4.) Raise the canopy & tube insert grid into the mounting pan. Connect your wire plugs, (from the canopy/tube grid) to the driver plugs. Raise canopy/tube grid into mounting pan. Secure to mounting pan by screwing the mounting pan screws (8 total) into both the mounting pan and the canopy. (Fig.3)
- 5.) Inspect tubes for any particulates, &/or debris. You can clean acrylic tubes with a can of compressed air duster. Insert the tubes (GENTLY) into the tube grid. When inserting into grid, (DO NOT OVER-INSERT, PUSH STRAIGHT UP TILL TABS POP INTO TUBE HOLES) start from the center of grid working your way out. Also line up the holes of the tube with the insert tabs, so that you may push tube straight up. (Fig.4) See following page for tube size placement.

Fig.2

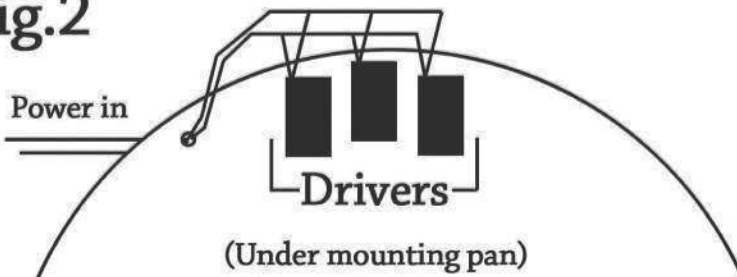


Fig.3

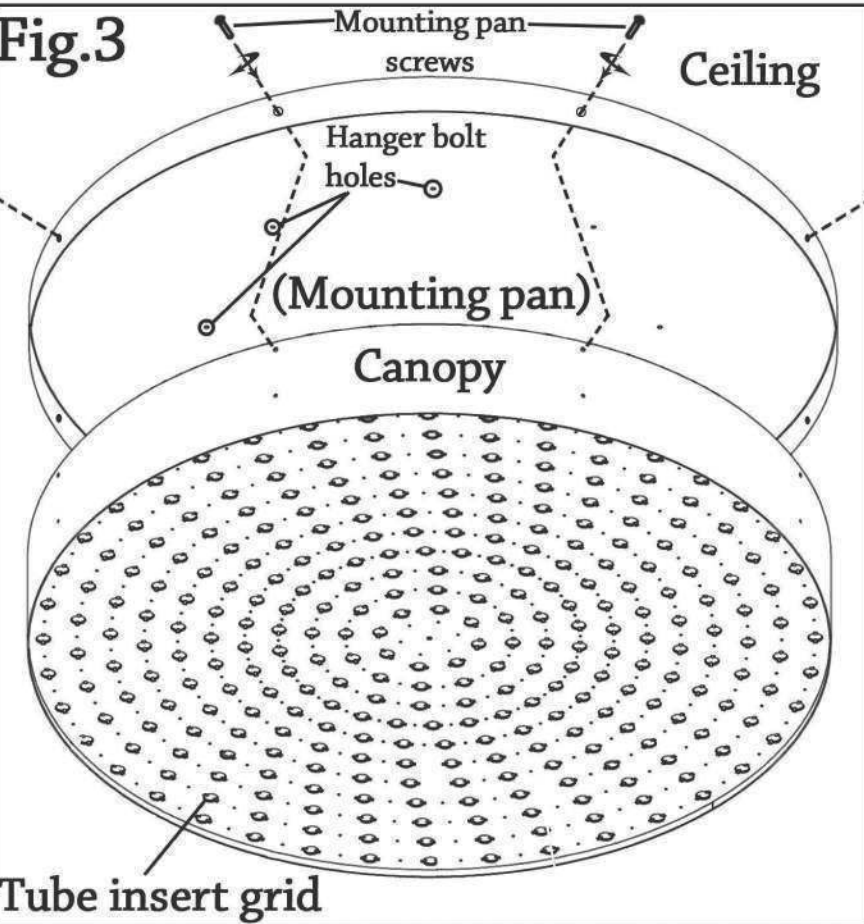



Fig.4



"A Commitment to Excellence in Lighting and Service"

CALL OUR CUSTOMER SERVICE DEPARTMENT AT 1-800-222-4009

MONDAY - FRIDAY 8:00a.m - 6:00p.m ET

visit us on the web at www.meyda.com

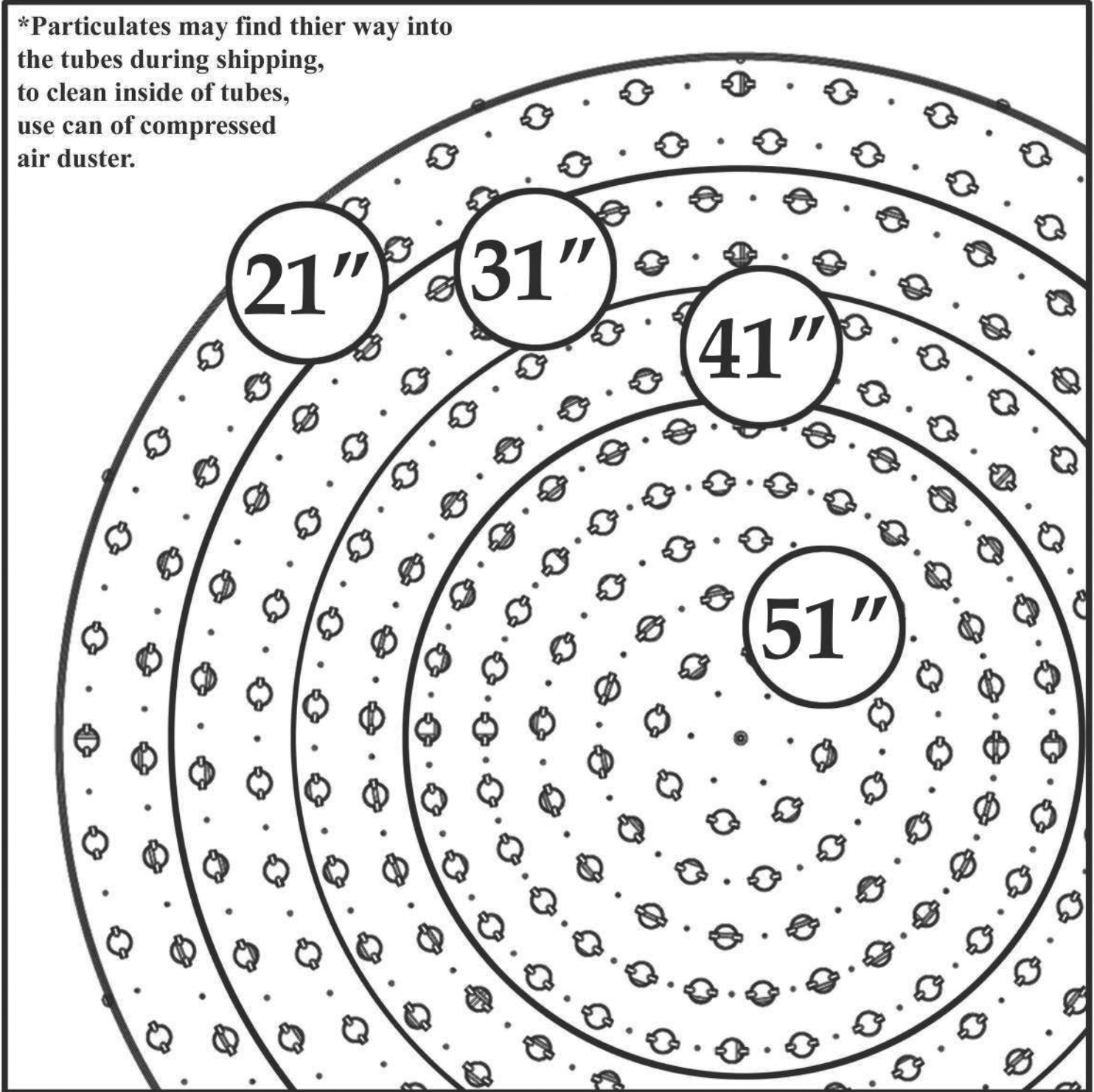
THIS FIXTURE WEIGHS OVER 220 LBS.

700 10/17/16

NEC:314.27B, A luminaire that weighs more than 23kg (50lbs.) shall be supported independently of the outlet box unless the outlet box is listed AND MARKED for the MAXIMUM WEIGHT to be supported.

ASSEMBLY INSTRUCTIONS FOR #177408

*Particulates may find thier way into the tubes during shipping, to clean inside of tubes, use can of compressed air duster.



"A Commitment to Excellence in Lighting and Service"

CALL OUR CUSTOMER SERVICE DEPARTMENT AT 1-800-222-4009

MONDAY - FRIDAY 8:00a.m - 6:00p.m ET

visit us on the web at www.meyda.com