

THIS FIXTURE WEIGHS OVER 150 LBS.

0700 03/30/16

NEC:314.27B, A luminaire that weighs more than 23kg (50lbs.) shall be supported independently of the outlet box unless the outlet box is listed AND MARKED for the MAXIMUM WEIGHT to be supported.

ASSEMBLY INSTRUCTIONS FOR #176957

IMPORTANT

TURN OFF THE POWER AT THE MAIN FUSE OR CIRCUIT BREAKER BOX BEFORE STARTING INSTALLATION

CAREFULLY UNPACK AND IDENTIFY ALL PARTS BEFORE ASSEMBLY. BULBS ARE NOT INCLUDED


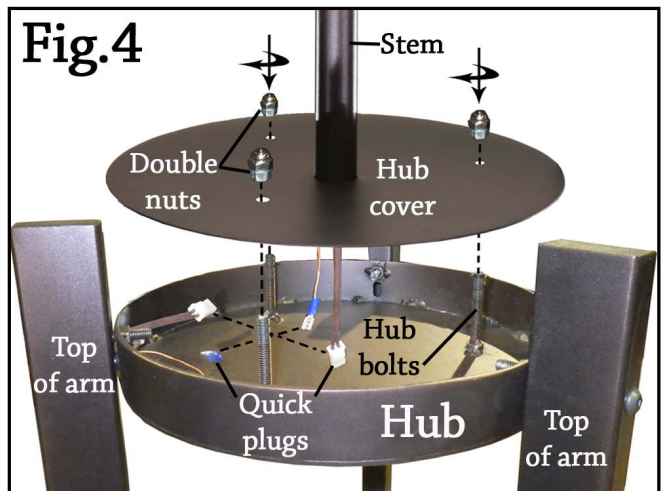
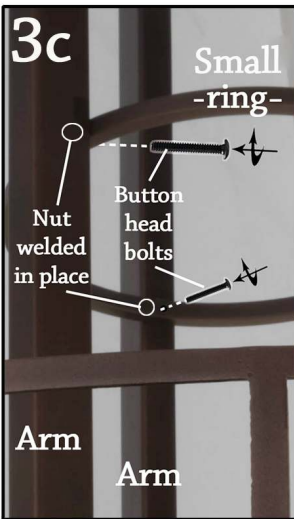
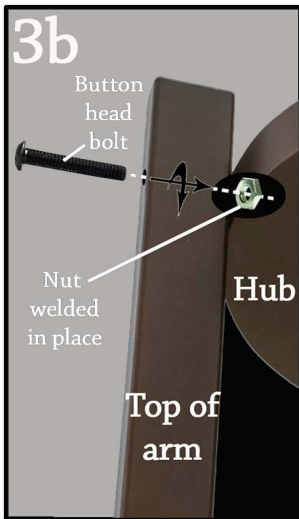
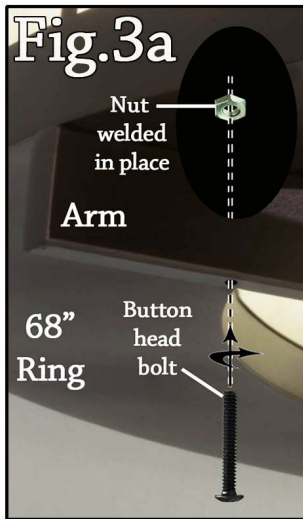
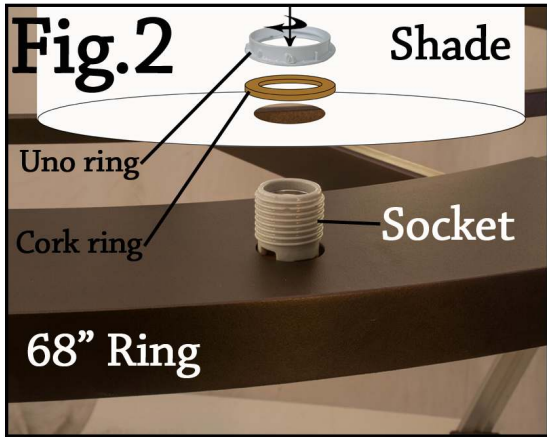
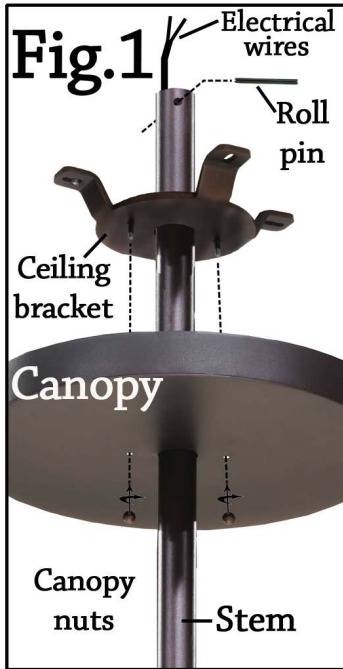
1.) Slide canopy onto stem, followed by the ceiling bracket. Force roll pin through the top of stem. The roll pin will rest within a groove on top of bracket. Attach ceiling bracket to ceiling. Connect all electrical wires to power source, as per your local codes. Slide canopy up to bracket, secure flush to ceiling with canopy nuts provided. (Fig.1)

2.) Assemble lower part of fixture: To attach legs first connect the arms to the hub. One arm will have quick plugs (as seen in fig.4) send these plugs through the appropriate hole in hub. Screw the button head bolts into the top of arm and into the hub's welded nuts. (Fig.3b&4) Next attach the arms to the smaller ring, screw the bolts through the ring and into the welded nuts within the arms. (Fig.3c) Now match up quick plugs (as seen in fig.4) that are protruding from the 68" ring with the plugs from one of your arms. Connect these and then tuck up inside the 68" ring. Screw your button head screws through underside of arms and into welded nuts within the 68" ring. (Fig.3a)

3.) Attach lower half of fixture to upper half: Raise the lower half to the hub cover, connect the quick plugs. Slide the hub bolts up through the hub cover, and secure together with the double nuts provided. (Fig.4)

4.) Place shades onto sockets, secure in place with cork ring & uno ring. (Fig.2)

5.) Bulb your fixture, (bulb are not included). Power on, enjoy your new fixture!



"A Commitment to Excellence in Lighting and Service"

CALL OUR CUSTOMER SERVICE DEPARTMENT AT 1-800-222-4009

MONDAY - FRIDAY 8:00a.m - 6:00p.m ET

visit us on the web at www.meyda.com