

INSTALLATION INSTRUCTIONS

FOR ITEM 169823



CAUTION: FAILURE TO INSTALL THIS FIXTURE PROPERLY MAY RESULT IN SERIOUS PERSONAL INJURY OR DEATH AND PROPERTY DAMAGE. We recommend installation by a licensed electrician.

This product must be installed in accordance with applicable installation code(s), by a person familiar with the construction and operation of the product and the hazards involved.*

Caution: Do not exceed maximum wattage noted on fixture. Use only recommended bulbs with fixture.

FIXTURE COMPONENTS

1. FIXTURE FRAME
2. CANOPY
3. 48" CHAIN
4. 7" FABRIC SHADE (QTY: 6)
5. CANDLE COVER (QTY: 6)

Caution:

***Be sure power is off at the main breaker box prior to installation.
Read all instructions in their entirety before beginning installation.***

1. Carefully unpack all components and make certain that everything is on hand.
2. Unscrew the collar on the loop at the bottom of the canopy and slide it down the chain with the canopy pan. (this will give access to the crossbar)
3. Using Customer Supplied Hardware, affix the crossbar (with the chain and fixture frame attached) directly to the J-Box ensuring the connection is suitable for a minimum of 20 lbs and that electrical supply wire remain accessible.
4. Following all local codes and procedures make electrical wire connections from supply wires to fixture lead wires.
5. Bring the canopy pan and collar back up to the ceiling and secure in place by screwing the collar back onto the loop.
6. Install 6x 60W E12 B10 Bulbs (not included) into sockets.
7. Install 6x candle covers into sockets.
8. Install 6x 7" fabric shades.
9. Power on and ENJOY!



INSTALLATION INSTRUCTIONS

REVISION:


"A Commitment to Excellence in Lighting and Service"

CALL OUR CUSTOMER SERVICE DEPARTMENT AT 1-800-222-4009

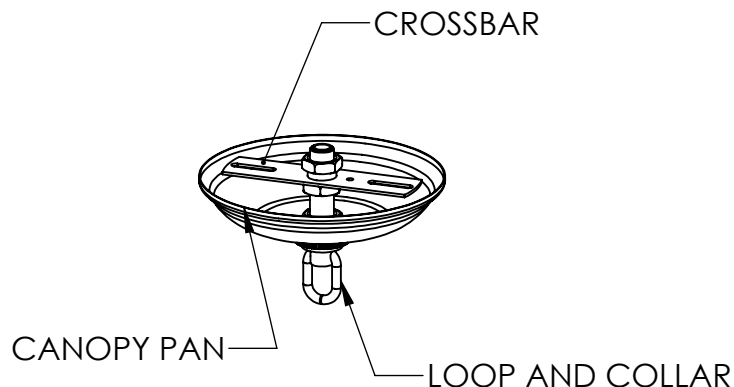
MONDAY - FRIDAY 9:00a.m - 5:00p.m ET

visit us on the web at www.meyda.com

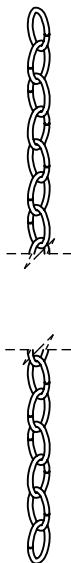
1) FIXTURE FRAME



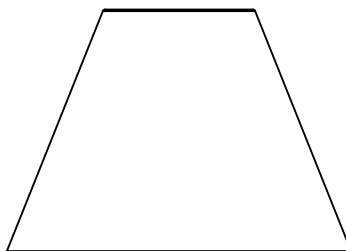
2) CANOPY



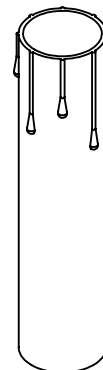
3) 48" CHAIN



4) 7" FABRIC SHADE (QTY: 6)



5) CANDLE COVER (QTY: 6)



*DIMENSIONS AND DETAILS ARE SUBJECT TO MODIFICATION DURING PRODUCTION
© MEYDA TIFFANY INC © DESIGN COPYRIGHT, MEYDA TIFFANY, INC. ALL RIGHTS RESERVED, NO UNAUTHORIZED DUPLICATION

*TRANSPARENT FINISHES WILL VARY DEPENDING ON THE MATERIAL TO WHICH IT IS APPLIED AND THE FABRICATION TECHNIQUE.



ID# 87698.26.065T(169823)	BULB# 6 (BULBS NOT INCLUDED)	DATE:11/17/2025
CUST. DESIGN#	TYPE: E12 B10	DRAWN BY:MZ 985
FIXTURE TYPE: CHANDELIER	WATTS:6	VOLTAGE:120
SCALE: 1:24		
LENS COLOR:TA.7.0 (7"W TUSCAN ALABASTER SHADE)	TOTAL AMPS:3	APPROVAL:
METAL FINISH:065T Chestnut (127701)	LOCATION: DAMP	EST. WEIGHT:9.51 LBS
MATERIAL:STEEL/ FABRIC	NOTES:	SHEET: 2 OF 2