

# INSTALLATION INSTRUCTIONS

FOR ITEM 165221



**CAUTION: FAILURE TO INSTALL THIS FIXTURE PROPERLY MAY RESULT IN SERIOUS PERSONAL INJURY OR DEATH AND PROPERTY DAMAGE.** We recommend installation by a licensed electrician.

This product must be installed in accordance with applicable installation code(s), by a person familiar with the construction and operation of the product and the hazards involved.\*

**Caution:** Do not exceed maximum wattage noted on fixture. Use only recommended bulbs with fixture.

## FIXTURE COMPONENTS

1. CANOPY ASSEMBLY
2. HANGER ASSEMBLY
3. FIXTURE RING
4. CANDLE COVERS QTY: 10

### ***Caution:***

***Fixture is OVERWEIGHT and not suitable for installation with standard Junction Box.***

***Be sure power is off at the main breaker box prior to installation.***

***Read all instructions in their entirety before beginning installation.***

1. Carefully unpack all components and make certain that everything is on hand.
2. Remove acorn nuts from canopy assembly to release mounting plate. Reserve acorn nuts for later use.
3. Using customer supplied hardware, affix the mounting plate to the blocking, ensuring that the connection is suitable to hold a minimum of 100 lbs. and the electrical supply wires are accessible.
4. Secure canopy with the acorn nuts from before.
5. Loosen quick link from hanger assembly and hook onto loop from mounting plate.
6. Hook the 5 chains from the hanger assembly onto the hooks on the fixture ring.
7. Connect the molex connector from the chain to the connector on the ring
8. Slide candle covers over sockets.
9. Install 10x E12 B10 60W bulbs (not included) into sockets.
10. Power on and ENJOY!



# INSTALLATION INSTRUCTIONS

REVISION:

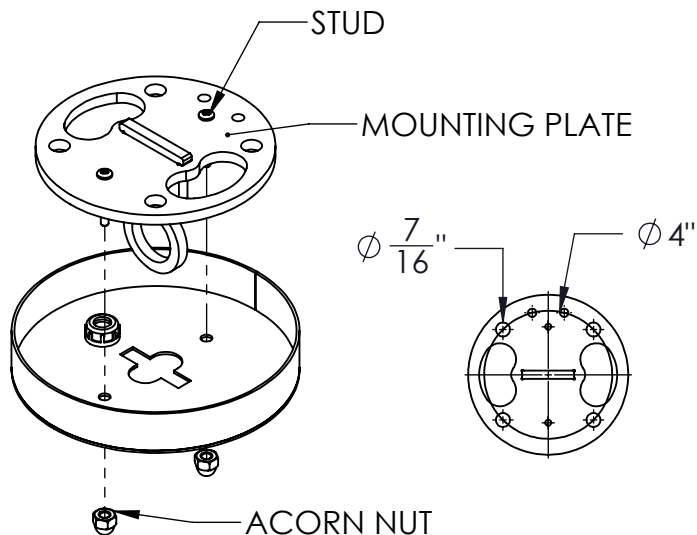
"A Commitment to Excellence in Lighting and Service"

CALL OUR CUSTOMER SERVICE DEPARTMENT AT 1-800-222-4009

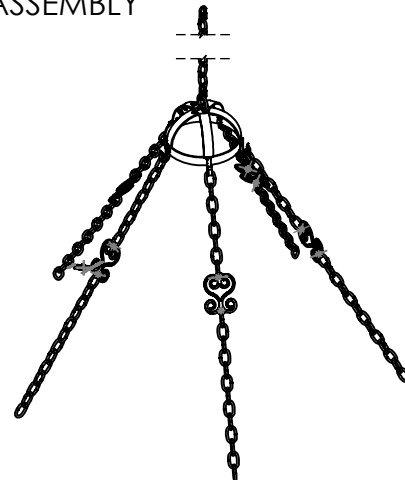
MONDAY - FRIDAY 9:00a.m - 5:00p.m ET

visit us on the web at [www.meyda.com](http://www.meyda.com)


## 1) CANOPY ASSEMBLY




## 2) HANGER ASSEMBLY



## 3) RING ASSEMBLY



## 4) CANDLE COVERS QTY: 10



\*DIMENSIONS AND DETAILS ARE SUBJECT TO MODIFICATION DURING PRODUCTION  
© MEYDA TIFFANY INC © DESIGN COPYRIGHT, MEYDA TIFFANY, INC. ALL RIGHTS RESERVED, NO UNAUTHORIZED DUPLICATION

\*TRANSPARENT FINISHES WILL VARY DEPENDING ON THE MATERIAL TO WHICH IT IS APPLIED AND THE FABRICATION TECHNIQUE.



ID# 05.0747.60.44H(165221)	BULB# 10 (BULBS NOT INCLUDED)	DATE:12/23/2025
CUST. DESIGN#	TYPE: E12 B10	DRAWN BY:MZ 985
FIXTURE TYPE: CHANDELIER	WATTS:60	VOLTAGE:120
LENS COLOR:NONE	TOTAL AMPS:5	SCALE: 1:4
METAL FINISH:3BLKTEX TEXTURED BLACK (106388)	LOCATION: DAMP	APPROVAL:
MATERIAL:STEEL	NOTES:	EST. WEIGHT: 62.49 LBS
		SHEET: 2 OF 2