

INSTALLATION INSTRUCTIONS

FOR ITEM 160700



CAUTION: FAILURE TO INSTALL THIS FIXTURE PROPERLY MAY RESULT IN SERIOUS PERSONAL INJURY OR DEATH AND PROPERTY DAMAGE. We recommend installation by a licensed electrician.

This product must be installed in accordance with applicable installation code(s), by a person familiar with the construction and operation of the product and the hazards involved.*

Caution: Do not exceed maximum wattage noted on fixture. Use only recommended bulbs with fixture.

FIXTURE COMPONENTS

1. CANOPY ASSEMBLY
2. CHANDELIER
3. CHAIN
4. CANDLE COVERS (QTY.- 10)

Caution:

Fixture is OVERWEIGHT and not suitable for installation with standard Junction Box.

Be sure power is off at the main breaker box prior to installation.

Read all instructions in their entirety before beginning installation.

1. Carefully unpack all components and make certain that everything is on hand.
2. Remove Acorn Nuts from Canopy Assembly to release Mounting Plate. Reserve Acorn Nuts for later use.
3. Using Customer supplied hardware, affix the Mounting Plate to the Blocking, ensuring that the connection is suitable to hold a minimum of 60 lbs. and the electrical supply wires are accessible.
4. Attach chain to the Quick Link on the Chandelier
Weave Lead Wires through every 5th Link of the Chain.
5. Feed the lead wire through Canopy wireway and Chain Through center hole in Canopy.
6. Hang Chandelier by connecting loose end of chain to Quick Link on Mounting Plate.
7. Following all local codes and procedures, make electrical connections from lead wires to Supply wires.
8. Secure Canopy with the Acorn Nuts from before.
9. Slide Candle Covers over Socket.
10. Install 8 X E26 B11 Bulbs (not included) in the Sockets.
11. Power on and ENJOY!

CANOPY ASSEMBLY



INSTALLATION INSTRUCTIONS

"A Commitment to Excellence in Lighting and Service"

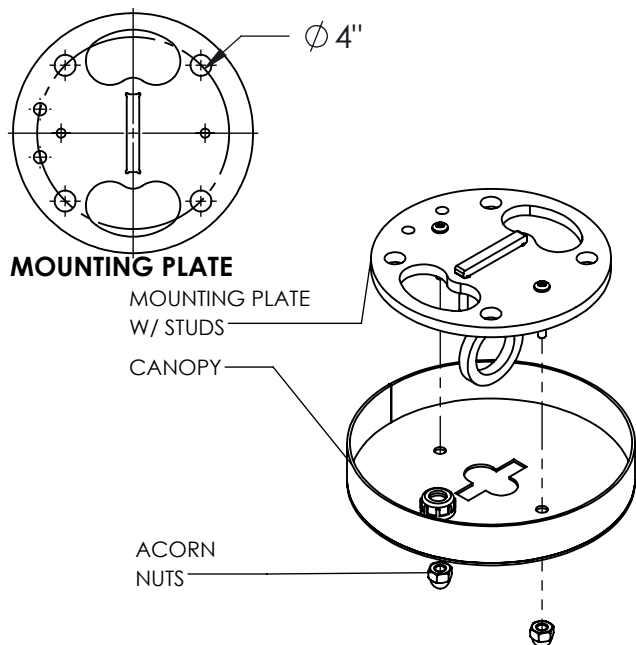
CALL OUR CUSTOMER SERVICE DEPARTMENT AT 1-800-222-4009

MONDAY - FRIDAY 9:00a.m - 5:00p.m ET

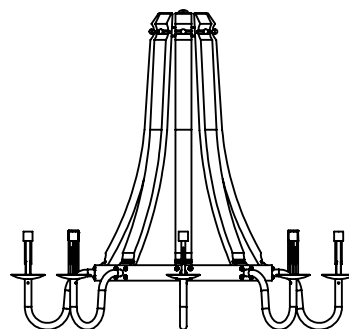
visit us on the web at www.meyda.com

REVISION:

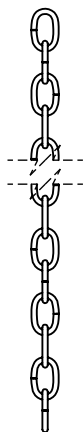
1) CANOPY ASSEMBLY



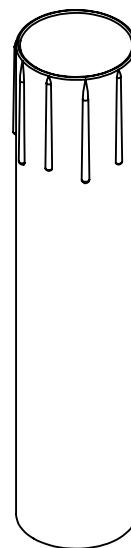
2) CHANDELIER



3) CHAIN



4) CANDLE COVERS QTY: 8



*DIMENSIONS AND DETAILS ARE SUBJECT TO MODIFICATION DURING PRODUCTION
© MEYDA TIFFANY INC © DESIGN COPYRIGHT, MEYDA TIFFANY, INC. ALL RIGHTS RESERVED, NO UNAUTHORIZED DUPLICATION

*TRANSPARENT FINISHES WILL VARY DEPENDING ON THE MATERIAL TO WHICH IT IS APPLIED AND THE FABRICATION TECHNIQUE.



ID# 51543-2(160700)	BULB# 8	DATE:12/5/2025
CUST. DESIGN#	TYPE: E26 B11	DRAWN BY:MZ 985
FIXTURE TYPE: CHANDELIER	WATTS:60	VOLTAGE:120
LENS COLOR:NONE	TOTAL AMPS:4	SCALE: 1:20
METAL FINISH:3COSBLK COSTELLO BLACK HAND RUBBED IRON (111554)	LOCATION: DAMP	APPROVAL:
MATERIAL:STEEL/ WOOD	NOTES: STAVE FINISH: BSF-6 SANDED WOOD	EST. WEIGHT:46.50 LBS
		SHEET: 2 OF 2