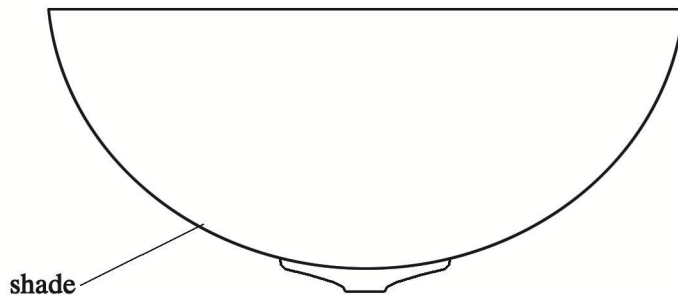
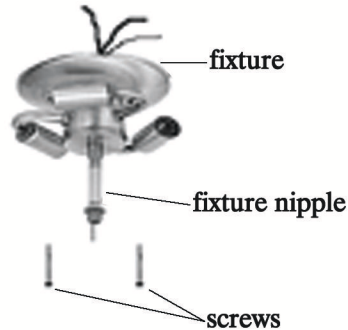
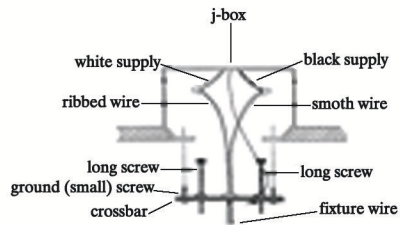


ASSEMBLY INSTRUCTIONS FOR # 106337 (SG676-16-1-M37)



IMPORTANT

TURN OFF THE POWER AT THE MAIN FUSE OR CIRCUIT BREAKER BOX BEFORE STARTING INSTALLATION

CAREFULLY UNPACK AND IDENTIFY ALL PARTS BEFORE ASSEMBLY. BULBS ARE NOT INCLUDED

1. Screw crossbar into j-box.
2. Screw fixture to crossbar.
3. Wire as per local electrical code.
4. Place shade onto fixture nipple.
5. Screw fixture nut onto fixture nipple and tighten to shade.



"A Commitment to Excellence in Lighting and Service"

CALL OUR CUSTOMER SERVICE DEPARTMENT AT 1-800-222-4009

MONDAY - FRIDAY 8:00 a.m. - 6:00 p.m. ET

visit us on the web at www.meyda.com